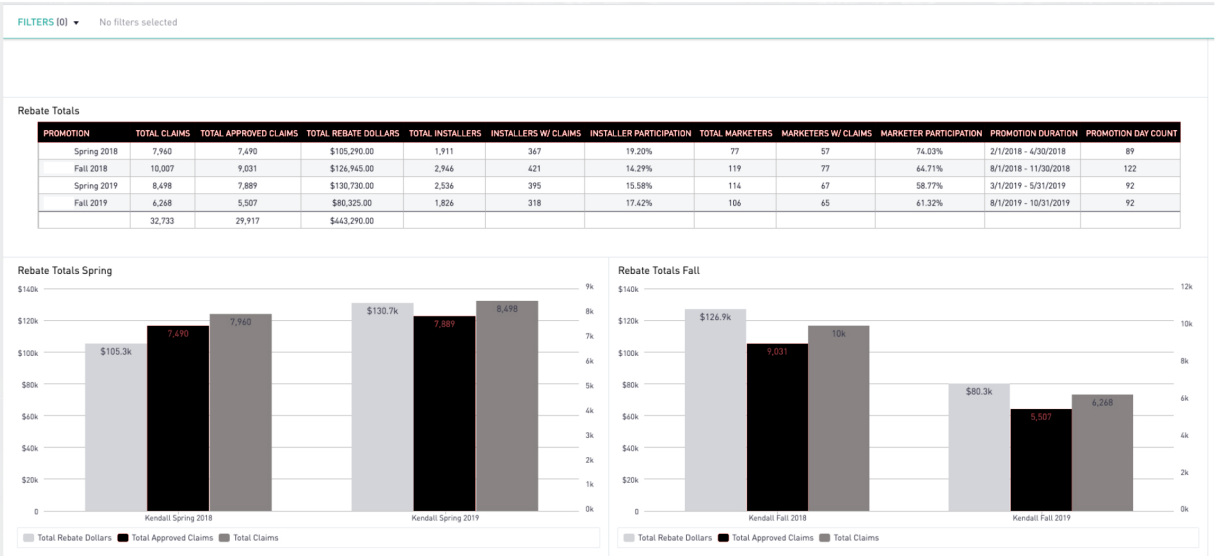



Viewing Chart Information



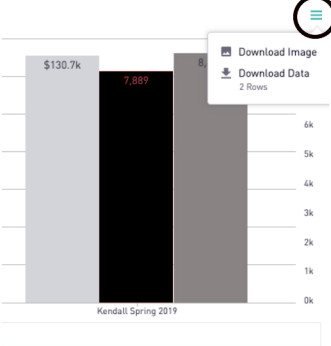
Using the Chart Menu

For detailed data/numbers breakdown of a chart, hover over the allotted data point you wish to learn more about.



To search, download a chart image, or download data, click the icon in the right corner (3 horizontal lines) and a dropdown menu will appear.

- Search – Standard search tool functionality that allows viewer to key-enter specific search criteria
- Download Image – Downloads image of the chart. To view the downloaded image, you must first insert it into the program you wish to use to have it displayed (Word, Excel, email, etc.)
- Download Data – Downloads a CSV file to allow viewing or manipulation of data



If you have any questions or need help navigating your charts, contact Kaci by phone at (330) 576-3654 or email at KHenry@stpinc.com.